

Cost I 2025-26

Institution: Berklee College of Music (164748)

User ID: P1647482

Overview

Cost Overview

The purpose of the Cost (CST) component is to collect information on student charges for Cost of Attendance estimates and to calculate an Average Net Price (ANP) for first-time, full-time undergraduate students to meet requirements of the Higher Education Act of 1965 (HEA), as amended. This component also collects information on tuition and fees for other groups of students.

Much of the data reported on CST appear on College Navigator, which is updated only one time after CST data have been reviewed by NCES. Therefore, any data reporting errors may stay on College Navigator for a full year.

Additionally, the ANP calculation has important implications for what students see about your institution, and also for the College Affordability and Transparency Center lists.

Data Reporting Reminder:

- Report data to accurately reflect the time period corresponding with the IPEDS survey component, even if such reporting is seemingly inconsistent with prior-year reporting.

Changes to reporting:

- No changes for the 2025-26 data collection period.

Resources:

- To download the survey materials for this component: [Survey Materials](#)
- To access your prior year data submission for this component: [Reported Data](#)

If you have questions about completing this survey, please contact the IPEDS Help Desk at 1-877-225-2568.

Screening Questions

1. Does your institution offer institutionally-controlled housing (on-campus and/or off-campus)?

If you answer **Yes** to this question, you will be expected to specify a housing capacity, and to report a housing charge or a combined food and housing charge.

☐ No

☒ Yes

Specify housing capacity for academic year 2025-26

1,518

2. Are all full-time, first-time degree/certificate-seeking students required to live on campus or in institutionally controlled housing?

This is only a screening question, and your response does not show up on College Navigator.

If you answer **Yes** to this question, you will not be asked to report off-campus food and housing in the cost of attendance. If you make **ANY** exceptions to this rule, please answer **No** so that this does not cause conflicts with the average net price calculation. Misreporting may lead to an inaccurate average net price calculation for your institution.

☒ No

☐ Yes, and we do not make **ANY** (even one) exceptions to this rule

3. Does your institution charge different tuition rates for in-district, in-state, or out-of-state students?

If you answer **Yes** to this question, you will be expected to report different tuition amounts for in-district, in-state, and out-of-state students (as applicable).

Only select **YES** if you charge different tuition by students' residence status. You should not select **YES** and then report the same tuition rate 3 times.

☒ No

☐ Yes, please check all tuition rates charged by your institution

☐ In-district

☐ In-state

☐ Out-of-state

4. Do you offer food or meal plans to your students?

If you answer **Yes** to this question, you will be expected to report a food charge or combined food and housing charge (C10).

☐ No

☒ Yes - Enter the number of meals per week for the meal plan with the largest number of meals available

99

☐ Yes - Number of meals per week can vary (e.g., students charge meals against a meal card)

5. Does your institution charge an application fee?

☐ No

☒ Yes - select checkboxes for the student level(s) that have an application fee and report the amount of application fee(s) in Section 1 Part A.

☒ Undergraduate programs

☒ Graduate programs (not including Doctor's-Professional practice)

6. For institutions that charge an application fee, can the application fee be waived for applicants that demonstrate financial need?

☐ No

☒ Yes (please indicate for which level(s) application fee can be waived)

☒ Undergraduate programs

☒ Graduate programs (not including Doctor's-Professional practice)

7. Indicate whether or not your institution participates in a Promise program.

☒ No

☐ Yes

8. Indicate whether or not any of the following alternative tuition plans are offered by your institution.

☐ No

☒ Yes [Check all that apply]

☐ Tuition guarantee

☐ Prepaid tuition plan

☒ Tuition payment plan

☐ Other (specify in box below)


9. For the purposes of awarding institutional financial aid, does your institution require asset information from students who qualify for the exemption from asset reporting on the FAFSA form?

- ☒ No
☐ Yes

10. For the purpose of awarding institutional financial aid, does your institution require additional financial information separate from the FAFSA form?

- ☐ No
☒ Yes (please include a website link to where your institution's website explains what additional financial information is required.)

Link URL:

 You may use the box below to provide additional context for the data you have reported above. Context notes will be posted on the College Navigator website. Therefore, you should write all context notes using proper grammar (e.g., complete sentences with punctuation) and common language that can be easily understood by students and parents (e.g., spell out acronyms).

Berklee began offering unlimited meal plans this year.

Section 1 - Student Charges: Part A - Application fees

If the institution charges an application fee, indicate the amount.

	<div><div></div>Amount</div>	Prior year
Undergraduate application fee	<div>150</div>	150
Graduate application fee (not including Doctor's-Professional practice)	<div>150</div>	150


You may use the box below to provide additional context for the data you have reported above. Context notes will be posted on the College Navigator website. Therefore, you should write all context notes using proper grammar (e.g., complete sentences with punctuation) and common language that can be easily understood by students and parents (e.g., spell out acronyms).

Section 1 - Student Charges: Part B - Cost of attendance for full-time, first-time undergraduate students

Reporting Reminders:

- These data will be made available to the public on College Navigator. If your institution participates in any Title IV programs (Federal Pell Grant, Federal Direct Loan, etc.), all information must be reported.
- For current year amounts: Please enter the amounts below.
- For prior year amounts: Please review the amounts below for accuracy and consistency with your institution's records and edit if needed. These data will be made available to the public on College Navigator.
- Estimates of expenses for books and supplies, food and housing, and other expenses are those from the Cost of Attendance report used by the financial aid office in determining financial need.

Charges for full academic year	2022-23	2023-24	2024-25	2025-26		
<u>Tuition and required fees:</u>					<div><div><div>Tuition Guarantee</div><div>(check only if applicable to entering students in 2025-26)</div></div></div>	Guaranteed increase %
Tuition	46,950	48,830	50,540	<div>52,440</div>	<input type="checkbox"/>	<div></div>
Required fees	1,380	1,440	1,500	<div>1,560</div>	<input type="checkbox"/>	<div></div>
Tuition + fees total	48,330	50,270	52,040	54,000		
<u>Books and supplies</u>	1,000	1,085	1,085	<div>1,220</div>		
<u>On-campus:</u>						
<u>Food and housing</u>	19,010	19,440	19,930	<div>20,680</div>		
<u>Other expenses</u>	2,280	2,623	2,623	<div>2,552</div>		
Food and housing and other expenses total	21,290	22,063	22,553	23,232		
<u>Off-campus (not with family):</u>						
<u>Food and housing</u>	18,565	19,440	20,830	<div>21,900</div>		
<u>Other expenses</u>	2,280	2,475	2,475	<div>2,560</div>		
Food and housing and other expenses total	20,845	21,915	23,305	24,460		
<u>Off-campus (with family):</u>						
<u>Food and housing</u>			7,082	<div><input checked="" type="checkbox"/> 9,964</div>		
<u>Other expenses</u>	2,280	2,475	2,475	<div>2,560</div>		
Food and housing and other expenses total	2,280	2,475	9,557	12,524		

 You may use the box below to provide additional context for the data you have reported above. Context notes will be posted on the College Navigator website. Therefore, you should write all context notes using proper grammar (e.g., complete sentences with punctuation) and common language that can be easily understood by students and parents (e.g., spell out acronyms).


- ☐ Non-applicable
- ☒ The Cost of Attendance varies by program.
- ☐ The Cost of Attendance or tuition and fee methodology changed from last year.
- ☐ We allow special Cost of Attendance allowance additions for some programs and student categories.
- ☐ Cost of Attendance updates are based on a recent (prior or current year) cost survey.
- ☒ Tuition and fees, and Cost of Attendance components vary by campus location.
- ☐ This is a U.S. Service Academy. All costs are covered, and students receive a stipend in exchange for a U.S. Armed Forces service commitment.
- ☐ First-year students must live on campus.
- ☐ The Tuition and Fees includes the estimated cost of a computer required for all students.
- ☐ The Tuition and Fees includes the cost of books and supplies.
- ☐ The Books and Supplies includes the estimated cost of a computer required for all students.
- ☐ The Cost of Attendance (COA) is based on a weighted average of student living arrangement categories while enrolled.
- ☐ The Cost of Attendance (COA) is based on a weighted average of costs for all students across Title IV eligible programs.

☐ Other

Section 1 - Student Charges: Part C - Tuition and Required Fees by Level (Undergraduate and Graduate [not including Doctor's-Professional practice])



When reporting for graduate students, **do not include** tuition for Doctor's-Professional students. This will be collected separately.


Average tuition and required fees to all students in each category for the full academic year 2025-26 should be included (not just first-time, full-time undergraduate students).		
Undergraduate students (all)	Amount	Prior year
Full-time		
Tuition	52,440	50,540
Required fees	1,560	1,500
Part-time		
Tuition (per credit hour charges)	1,910	1,824
Required fees	780	755
Graduate students (not including Doctor's-Professional practice)	Amount	Prior year
Full-time		
Tuition	51,366	49,733
Required fees	1,710	1,698
Part-time		
Tuition (per credit hour charges)	1,885	1,820
Required fees	1,438	1,449

 You may use the box below to provide additional context for the data you have reported above. Context notes will be posted on the College Navigator website. Therefore, you should write all context notes using proper grammar (e.g., complete sentences with punctuation) and common language that can be easily understood by students and parents (e.g., spell out acronyms).

Section 1 - Student Charges: Part E - Food and Housing

What are the typical food and housing charges for a student for the full academic year 2025-26?
*If your institution offers food or housing at no charge to students, enter zero.
If you report food and housing separately, leave the combined charge blank. If you report a combined charge, leave the food and housing charges blank.*

Food and Housing charges	Amount	Prior year
 Housing charge (Double occupancy)	<div>N/A</div>	
 Food charge (Maximum plan)	<div>N/A</div>	
Combined food and housing charge (Answer only if you CANNOT separate food and housing charges.)	<div>21,900</div>	19,440

 You may use the box below to provide additional context for the data you have reported above. Context notes will be posted on the College Navigator website. Therefore, you should write all context notes using proper grammar (e.g., complete sentences with punctuation) and common language that can be easily understood by students and parents (e.g., spell out acronyms).

Prepared by

Prepared by

Reporting Reminders:

- The name of the preparer is being collected so that we can follow up with the appropriate person in the event that there are questions concerning the data.
- The Keyholder will be copied on all email correspondence to other preparers.
- The time it took to prepare this component is being collected so that we can continue to improve our estimate of the reporting burden associated with IPEDS.
- Please include in your estimate the time it took for you to review instructions, query and search data sources, complete and review the component, and submit the data through the Data Collection System.
- Thank you for your assistance.

This survey component was prepared by:					
<input checked="" type="radio"/>	Keyholder	<input type="radio"/>	SFA Contact	<input type="radio"/>	HR Contact
<input type="radio"/>	Finance Contact	<input type="radio"/>	Other		
Name: <input type="text" value="Sharon Kramer"/>					
Email: <input type="text" value="skramer1@berklee.edu"/>					

How many staff from your institution only were involved in the data collection and reporting process of this survey component?	
<input type="text" value="5.00"/>	Number of Staff (including yourself)

How many hours did you and others from your institution only spend on each of the steps below when responding to this survey component? <i>Exclude the hours spent collecting data for state and other reporting purposes.</i>					
Staff member	Collecting Data Needed	Revising Data to Match IPEDS Requirements	Entering Data	Revising and Locking Data	
Your office	<input type="text" value="3.00"/> hours	<input type="text" value="1.00"/> hours	<input type="text" value="0.50"/> hours	<input type="text" value="1.00"/> hours	
Other offices	<input type="text" value="2.00"/> hours	<input type="text" value="1.00"/> hours	<input type="text" value="0.00"/> hours	<input type="text" value="0.00"/> hours	

Summary

Cost I Component Summary

The purpose of this summary is to provide you an opportunity to view some of the data that, when accepted through the IPEDS quality control process, will appear on the [College Navigator](#) website and/or your institution's Data Feedback Report (DFR). In addition, all data reported in IPEDS survey components become publicly available through the [IPEDS Use the Data](#) and appear as aggregated statistics in various Department of Education reports. [College Navigator](#) is updated approximately three months after the data collection period closes and DFRs will be available through the [IPEDS Use the Data](#).

Please review your data for accuracy. If you have questions about the data displayed below or after reviewing the data reported on the survey screens, please contact the IPEDS Help Desk at: 1-877-225-2568 or ipedshelp@rti.org.

GENERAL INFORMATION	
Reporter Type	Academic
Calendar System	Semester
Award Levels Offered	Postsecondary awards, certificates, or diplomas of at least 900 clock hours but less than 1,800 clock hours...
	Postsecondary awards, certificates, or diplomas of 1,800 or more clock hours...
	Bachelor's degree
	Postbaccalaureate certificate
	Master's degree
	Post-master's certificate
Levels of Enrollment Offered	Full-time Undergraduate
	Full-time First-time, degree/certificate-seeking Undergraduate
	Full-time Graduate (not including doctor's professional)
	Part-time Undergraduate
	Part-time First-time, degree/certificate-seeking Undergraduate
System	Part-time Graduate (not including doctor's professional)
	No system

		PRICING INFORMATION			
Alternative Tuition Plans		Tuition payment plan			
Promise program		No			
Full-time Undergraduate Tuition and Fees		Tuition		Fees	
	Average full-time undergraduate student tuition and fees for academic year 2025-26	52,440		1,560	
Full-time Graduate Tuition and Fees		Tuition		Fees	
	Average full-time graduate student tuition and fees for academic year 2025-26	51,366		1,710	
First-time, Full-time Undergraduate Cost of Attendance					
	Estimated expenses for academic year	2022-23	2023-24	2024-25	2025-26
	Tuition and fees	48,330	50,270	52,040	54,000
	Books and supplies	1,000	1,085	1,085	1,220
	On-campus food and housing	19,010	19,440	19,930	20,680
	On-campus other expenses	2,280	2,623	2,623	2,552
	Off-campus food and housing	18,565	19,440	20,830	21,900
	Off-campus other expenses	2,280	2,475	2,475	2,560
	Off-campus with family food and housing			7,082	9,964
	Off-campus with family other expenses	2,280	2,475	2,475	2,560

Edit Report

Cost I

Source	Description	Severity	Resolved	Options
Screen: Section 1 - Student Charges: Part B - Cost of attendance for full-time, first-time undergraduate students				
Screen Entry	This value is expected to be within 30% of the prior year amount. Please correct your data or explain. (Error #11571)	Explanation	Yes	
Reason	The figure was reassessed using BLS and other data points to account for cost changes.			
Screen Entry	For students living Off-Campus (with family), any charges reported for food and housing are expected to be small, as it is assumed that students living at home with parents will be responsible for minimal food and housing costs. Please review your student financial aid budget(s), and if this amount is determined to be correct, please provide an explanation for the value reported. Otherwise, please revise your data. (Error #11564)	Explanation	Yes	
Reason	The figure was reassessed using BLS and other data points to account for cost changes.			