

Outcome Measures 2016-17

Institution: Berklee College of Music (164748)

User ID: P1647483

Overview

Outcome Measures Overview

Welcome to the IPEDS Outcome Measures (OM) survey component. The OM component collects award and enrollment data from degree-granting institutions on four undergraduate cohorts at two points in time: six-year and eight-year.

The four cohorts of degree/certificate-seeking undergraduates are:

- Full-time, first-time entering (FTFT)
- Part-time, first-time entering (PTFT)
- Full-time, non-first-time entering (FTNFT)
- Part-time, non-first-time entering (PTNFT)

Updates:

- New for the 2016-17 collection, initial cohort data will be preloaded in the six-year award screen for the four cohorts (FTFT, PTFT, FTNFT, PTNFT). In addition, for applicable institutions, the revised FTFT cohort will also be preloaded to ensure that Graduation Rates 200% match with OM's 8-year award rates.
- IPEDS will ask for an estimated time it took you to complete the OM survey component. Include in that estimate the time to review instructions, research data sources, complete and review the component, and submit the data.
- There are two new changes on the Award and Enrollment Status at Eight-year Screen: 1) The Revised Cohort column is no longer available. Revised cohorts can only be entered on the Award Status at Six-year Screen and 2) Last year's data collection had an Exclusions column for the entire Eight-year period. This column has changed to an Additional Exclusions column (September 1, 2014 through August 31, 2016).
- A new calculated total row, which represents all entering students, has been added to the bottom of both the Six-year and Eight-year screens.

Data Reporting Reminders:

All reporting institutions will report on an entering cohort year: **2008**

Six-year status will be as of **August 31, 2014**

Eight-year status will be as of **August 31, 2016**

Reporting Tips:

- Follow directions on who to include and exclude in your cohorts. Inclusion and exclusion directions are similar to Graduation Rates.
- Carefully read each [OM FAQ](#) before reporting your institution's data. NOTE: There is a new FAQ (#10) which addresses if your institution changed its calendar system (i.e., academic year, hybrid, or program).

Coverage:

For academic year reporters (standard academic terms - semesters, trimesters, quarters, or 4-1-4 plan), institutions will report using a fall cohort. Institutions may either use October 15, 2008 or the institution's official fall reporting date.

For program and hybrid reporters (not on standard academic terms), institutions will report using a full-year cohort. Institutions will report during the period between September 1, 2008 and August 31, 2009.

Resources:

To download the survey materials for this component: [Survey Materials](#)

To access your prior year data submission for this component: [Reported Data](#)



If you have questions about completing this survey, please contact the **IPEDS Help Desk at 1-877-225-2568**.

Award Status at Six Years

Award Status at Six Years Directions: Refer to 2016-17 Survey Materials' Instructions for Award Status at Six Years.

Complete this screen for the 2008 entering cohort.





The 6 year period is the time the cohort enters through August 31, 2014.


	2008 cohort	Revised 2008 cohort	Exclusions to 2008 cohort	Adjusted 2008 cohort	 Awarded by your institution	Percent of adjusted cohort who received an award from your institution
First-time entering						
Full-time	634	787	0	 787	416	53
Part-time	0	4	0	4	1	25
Non-first-time entering						
Full-time	309	308	1	307	180	59
Part-time	0	2	0	2	1	50
Total entering students						
	943	1,101	1	1,100	598	54

Award and Enrollment Status at Eight Years

Award and Enrollment Status at Eight Years Directions: Refer to 2016-17 Survey Materials' Instructions for Award and Enrollment Status at Eight Years.

Complete this screen for the 2008 entering cohort. The 8 year period is the time the cohort enters through August 31, 2016.

	2008 Cohort (preloaded adjusted cohort from six year award status screen)	Additional Exclusions (September 1, 2014 through August 31, 2016)	Adjusted 2008 Cohort	 Awarded by your institution	Students who did not receive an award from your institution through August 31, 2016				Percent of adjusted cohort who received an award from your institution	Percent of adjusted cohort who did not receive an award, but are still enrolled at your institution or subsequently enrolled at another institution
					Number still enrolled at your institution	Number who subsequently enrolled at another institution	Number of students whose subsequent enrollment status is unknown	Total number who did not receive an award from your institution		
First-time entering										
Full-time	787	0	787	440	6	 0	341	347	56	1
Part-time	4	0	4	1	1	0	2	3	25	25
Non-first-time entering										
Full-time	307	0	307	185	4	 0	118	122	60	1
Part-time	2	0	2	1	0	0	1	1	50	0
Total entering students										
	1,100	0	1,100	627	11	 0	462	473	57	1

 You may use the space below to provide context for the data you've reported above. These context notes will be posted on the College Navigator website, and should be written to be understood by students and parents.

Prepared by

This survey component was prepared by:					
<input checked="" type="radio"/>	Keyholder	<input type="radio"/>	SFA Contact	<input type="radio"/>	HR Contact
<input type="radio"/>	Finance Contact	<input type="radio"/>	Academic Library Contact	<input type="radio"/>	Other
Name: Sharon Kramer					
Email: skramer1@berklee.edu					
How long did it take to prepare this survey component?					
		6 hours		0 minutes	
The name of the preparer is being collected so that we can follow up with the appropriate person in the event that there are questions concerning the data. The Keyholder will be copied on all email correspondence to other preparers.					
The time it took to prepare this component is being collected so that we can continue to improve our estimate of the reporting burden associated with IPEDS. Please include in your estimate the time it took for you to review instructions, query and search data sources, complete and review the component, and submit the data through the Data Collection System.					
Thank you for your assistance.					

Summary**Outcome Measures Component Summary**

IPEDS collects important information regarding your institution. All data reported in IPEDS survey components become available in the IPEDS Data Center and appear as aggregated data in various Department of Education reports. Additionally, some of the reported data appears specifically for your institution through the College Navigator website. The purpose of this summary is to provide you an opportunity to view some of the data that, when accepted through the IPEDS quality control process, will appear on the College Navigator website. College Navigator is updated approximately three months after the data collection period closes.

Please review your data for accuracy. If you have questions about the data displayed below after reviewing the data reported on the survey screens, please contact the IPEDS Help Desk at: 1-877-225-2568 or ipedshelp@rti.org.

Cohort	6-year Award Rate	8-year Award Rate	Still enrolled at your institution after 8 years	Did not receive an award and subsequently enrolled at another institution
Full-time, First-time	53%	56%	1%	0%
Part-time, First-time	25%	25%	25%	0%
Full-time, Non-first-time	59%	60%	1%	0%
Part-time, Non-first-time	50%	50%	0%	0%

Outcome Measures

Berklee College of Music (164748)

Source	Description	Severity	Resolved	Options
Screen: Award Statusat Six Years				
Screen Entry	You reported 634 full-time, first-time students in the 2014-15 GR survey component (for students in the 2008 cohort). In the OM survey component you are reporting 787 first-time, full-time students for the 2008 cohort. Please fix the data or explain why these numbers are not identical, since they represent the same cohort. (Error #13151)	Explanation	Yes	
Reason:	Berklee College of Music merged with the Boston Conservatory in fall of 2016 . The current data reflects a combined cohort.			
Screen: Award and Enrollment Status at Eight Years				
Perform Edits	You have reported a large number of students whose enrollment status is unknown, and you have also reported zero students as having subsequently enrolled at another institution (e.g. transfer-outs). Because it is required that your institution report transfer-out students, this is potentially a problem with the data as currently reported. Please correct your data by reporting transfer-out students, or contact the Help Desk. (Error #13148)	Fatal	Yes	
Reason:	Overridden by administrator. School may not be able to retrieve Clearinghouse track out data by survey deadline. KG			
Perform Edits	You have reported a large number of students whose enrollment status is unknown, and you have also reported zero students as having subsequently enrolled at another institution (e.g. transfer-outs). Because it is required that your institution report transfer-out students, this is potentially a problem with the data as currently reported. Please correct your data by reporting transfer-out students, or contact the Help Desk. (Error #13148)	Fatal	Yes	
Reason:	Overridden by administrator. School may not be able to retrieve Clearinghouse track out data by survey deadline. KG			
Perform Edits	You have reported a large number of students whose enrollment status is unknown, and you have also reported zero students as having subsequently enrolled at another institution (e.g. transfer-outs). Because it is required that your institution report transfer-out students, this is potentially a problem with the data as currently reported. Please correct your data by reporting transfer-out students, or contact the Help Desk. (Error #13148)	Fatal	Yes	
Reason:	Overridden by administrator. School may not be able to retrieve Clearinghouse track out data by survey deadline. KG			